

ST ANNE'S FORMAL CONSULTATION
PROPOSAL TO CLOSE (DISCONTINUE) A VOLUNTARY AIDED SCHOOL

January 2025

Introduction

After careful consideration, the governors of St Anne's, Church of England Primary School, have made the difficult decision to consult on a proposal to close the school at the end of the Summer Term 2025.

Why are we proposing to close the school?

1. This proposal is primarily driven by the governors' commitment to ensuring the pupils at St Anne's receive the highest quality education. With the recent restructuring and falling pupil numbers impacting on Reception intake, the forecast for the long-term sustainability of St Anne's is a major financial concern for the governors at the school. The school has been and is still well led and has been financially secure to date. Moreover, the continued decline in the number of applications means that the financial security of the school is at risk. This will impact on the quality of education the school will be able to deliver.

Governors are committed through this consultation, to be clear and transparent, to listen to and act on the views and concerns of those affected, and to provide reassurance.

Pre-publication consultation outcome (Stage 1)

Methodology and Engagement

2. It is a statutory requirement for the Proposer (in this case the school's governing body) to consult any parties they think appropriate before publishing statutory proposals. Several events and methods to consult all stakeholders on the proposals were undertaken and have been outlined in this report.
3. During the process governors have been committed to an approach which is transparent, maintains open lines of communication, and has a demonstrable focus on listening to the views of the whole school community.
4. The governors recognised that the proposals and the consultation process would be distressing for parents, pupils, and staff at St. Anne's School and for this reason made the decision to notify the community of the consultation opening prior to the launch date. Since that communication governors have worked closely with the school leadership team, the Local Authority (LA) and the Southwark Diocese Board of Education (SDBE), on an ongoing basis to provide support as needed.
5. Governors acknowledge and appreciate the ongoing dedication of the St. Anne's School staff team to the education and well-being of the pupils, as well as to the well-being of parents, staff colleagues, and the wider community. The senior team has continued to provide visible and resilient leadership.
6. The process included a statutory element of consultation that lasted for 6 weeks to allow the widest possible opportunity for views/comments to be made by parents, carers, local residents and other stakeholders. The purpose of the consultation was for governors to seek the views of and engage with those that could potentially be affected by the proposed closure of St. Anne's Primary School. It was also an opportunity for interested parties to suggest other options for consideration on the proposed closure.
7. In addition to this, SDBE and Wandsworth LA (on behalf of the governing body) sought the views of:
 - *All schools/admission authorities in Wandsworth, governing bodies and academy trusts (via the Headteacher and the Chair of Governors)*
 - *Wandsworth Councillors and MPs*

- *The Catholic Diocese*
- *Appropriate Trade Unions*

8. Consultation was undertaken by:

- *Placing a page on the school website containing the consultation documents*
- *Setting up a dedicated platform that allowed people to answer the consultation questions*
- *Setting up an email address to allow parents, carers and stakeholders to feed back on the pre-consultation proposals*
- *Distribution of a paper form for stakeholders' responses*
- *A consultation meeting for staff, parents/carers, the community and stakeholders was held in person at the school on 15 January 2025*

9. To ensure the consultation material was accessible to everyone, the documents were available in both electronic and paper form. Other accessible formats and translations were also available on request.

10. An Equality Impact and Needs Assessment (EINA) was undertaken to identify the potential impacts of the closure proposal on groups with protected characteristics, and any appropriate mitigation. Views on the EINA were sought as part of this consultation so that any appropriate modifications could be considered.

11. Governors are conscious that while many staff and parents understand the drivers behind the proposal, there is also understandably a great deal of emotion connected to the school and its place in the community. Throughout the process we have endeavoured to respond to concerns in a compassionate and transparent way.

12. Consultation Questionnaire – The questionnaire that was published for responses is found in Appendix 1.

Responses

13. The governing body held one meeting for staff and parents which had one attendee. In addition to responses gathered at these meetings, there were 28 written responses to the consultation. The majority of responses were from parents/carers at St. Anne's Primary, other respondents were local residents, governors and parents/carers from other local schools, council members and staff from St. Anne's and other local schools.

14. A full breakdown of the responses is available in Appendix 2

Governors' responses to issues raised

15. Governors reviewed and considered all responses and grouped these into general themes, the responses to themes are set out in the table below.

CONCERNS	GOVERNORS' RESPONSE
Effect on children's education	We appreciate these proposals will raise concerns and create anxiety regarding the effect on the education of St. Anne's School children and therefore we have planned support to minimise this impact. It should be noted that the key driver for governors has been the education of our pupils. Ensuring the pupils secure a strong education, in a local school, is paramount, and the current challenges facing the school means the capacity for St. Anne's School to deliver this is limited. Governors are confident that Wandsworth has many good schools, and is a mobile borough, which means schools are used to pupils transitioning between them from year to year. All headteachers have been made aware of this proposal and local leaders have been asked to give careful consideration to how admissions of any child from St. Anne's School is managed, in order to lessen the impact on staff and class members and to prepare in advance for a smooth transition.

	<p>Governors have worked with the LA to ensure local school vacancies have been confirmed and communicated to parents/carers.</p> <p>If a decision is made to close St. Anne’s School, a separate admissions process will be administered by the Council’s Admissions Team allowing families of affected pupils to apply for other local schools. The Admissions Team will review new school applications for all existing pupils and ensure, wherever possible, they meet one of the parental preferences.</p> <p>The Admissions Team will make every endeavour to offer family sibling groups a place at the same school. Places will be allocated in accordance with schools’ individual admissions policies. Parents will have a right of appeal to an Independent Appeal Panel if it is not possible to offer a place at one of their preferred schools.</p>
<p>Effect on children's wellbeing</p>	<p>Governors are sensitive to the impact of these proposals on children’s well-being and the school has worked closely with the LA and the SDBE to develop a package of support. The school and community psychology service has, and will, continue to work with the school to collectively plan the support offered or how information is shared, and this will be informed by the needs of children and their families. Families and children will also be supported through any transitions to new schools.</p> <p>Governors are confident that leaders and staff at St. Anne’s School know every child in the school and are very sensitive to the individual needs of each. Work has already begun and helping children to understand how the proposal may impact them. Given the local vacancies in schools, we expect that many pupils will transition to a new school with other pupils already known to them, making the transition smoother.</p>
<p>Effect on employment</p>	<p>Governors recognise this is a distressing time for staff and have worked with the leadership team at the school to provide ongoing support to staff regarding employment throughout this process.</p> <p>This support is being provided by the school’s HR provider and the SDBE and includes one-to-one meetings with staff upon request, workshops on CV writing and interviewing, and redundancy and redeployment options if appropriate. Governors are committed to working alongside trade union representatives to ensure the best outcome for all staff.</p>
<p>Effect on local community</p>	<p>Whilst we understand that this proposal will inevitably impact on the local community, it has been put forward in the wider interest of all children and families in Wandsworth. Governors recognise the need to have ‘due regard’ to the duties set out in Section 149 of the Equality Act 2010 (the Public Sector Equality Duty, ‘PSED’) in determining these proposals. An Equality Impact Assessment has been undertaken as part of the consultation process to identify the equality implications of this proposal and any appropriate mitigation, which we are seeking views on as part of this consultation.</p>

16. The Governors considered all alternative suggestions, outlined below and assessed the viability of each, the responses to these are outlined below.

SUGGESTION	RESPONSE
<p><i>How many pupils are applied to St. Anne’s for Reception places in September 2025?</i> <i>Can the Local Authority be more proactive in sending pupils to St. Annes?</i></p>	<p>St. Anne’s received only 3 first choice applications for Reception Class beginning in September 2025. Since the announcement of the decision to begin consultation regarding closure, 12 more pupils have moved school as at the January school census.</p> <p>While governors appreciate an increased advertising drive may increase numbers on roll by a small amount, the lack of overall pupil numbers across the</p>

	borough have led to a surplus in many schools, which means additional advertising is unlikely to have a significant impact on pupil numbers.
<i>Can the school be used as a SEND provision?</i>	<p>The governors recognise there may be a need for additional SEND provision across some areas in Wandsworth, however, the school does not have a specialist Resource Base or Unit in place. The local authority undertakes SEND sufficiency planning underpinned by primary need and locality, which consider both current and future demand, and hence St Anne's was not considered for specialist provision.</p> <p>While an increased number of SEND pupils in a school does attract some additional funding it also requires additional resources and staffing. After extensive financial modelling any financial benefit was limited, and financial projections still saw the school unable to achieve financial sustainability.</p> <p>If the school was considered as a complete SEND provision, this would still result in the closure of the current St. Anne's School in order to repurpose the site as a new SEND provision. The decision to open a new SEND provision falls outside the governors' powers.</p>
<i>Why can't the school be merged with another school?</i>	<p>This option was extensively explored. The only potentially viable merger was rejected by the Governors of the target school.</p> <p>St. Anne's does not satisfy the criteria to join any Multi-Academy Trust (MAT)</p>

- 17.** At the conclusion of the statutory consultation outlined above, the Governing body reviewed the feedback they received. No viable alternative proposals were put forward. The school's, governors met on 4 March 2025 and after careful consideration of the feedback and comments received, agreed to publish formal closure notices – stage 2 of the process.

Statutory Notice

NOTICE OF INTENTION TO DISCONTINUE ST ANNE'S, CHURCH OF ENGLAND PRIMARY SCHOOL, WANDSWORTH, SW18 2RU

Notice is hereby given in accordance with section 15(1) of the Education and Inspections Act 2006 (as amended by the Education Act 2011) and the School Organisation (Establishment and Discontinuance of Schools) Regulations 2013 that the Governing body of St. Anne's, Church of England, Primary School, Wandsworth, SW18 2RU in consultation with the London Borough of Wandsworth and the Southwark Diocesan Board of Education intends to discontinue (close) St. Anne's Primary School with effect from 31 August 2025.

Should the decision to close St. Anne's Primary School be taken, all children attending St. Anne's Primary School will be eligible to transfer to a local school, and through working with the council we are satisfied there are sufficient places for September 2025 in other local schools for all displaced pupils.

The Governors of St. Anne's Primary School are publishing the proposals. Wandsworth Council will decide whether to implement the proposals and close St. Anne's, Church of England, Primary School. The proposal is not related to any other school organisation proposals that have been or are about to be published.

Background information

1. St Anne's, Church of England Primary School, is a voluntary aided, one-form entry, co-educational primary school, located in the London Borough of Wandsworth.
2. The Pupil Admission Number (PAN) for each year group is 30. The school is part of the educational provision of the Southwark Diocesan Board of Education and the London Borough of Wandsworth. The school is situated in St Ann's Hill Wandsworth SW18 2RU.
3. In recent years, the school has not filled the 30 places it is able to admit each year. This academic year, starting September 2024, only 8 children took up Reception class places, 19 joined Reception the previous year. St Anne's has a capacity of 210 across all year groups of the school. Only 78 places are currently taken. The school has 132 places empty. This equates to 63% surplus places Years Reception to 6, which is substantially above the Council's average vacancy level of 15%.
4. On 26 November 2024, after significant consideration, the governing body of St Anne's Primary School reluctantly took the decision to propose to close the school at the end of the academic year. This decision was taken with the support of the Southwark Diocesan Board of Education (SDBE) and based on information provided by Wandsworth Local Authority (LA) Education Service. Several reasons contributed to this position including;
 - *The pupil roll has fallen over the past five years but with a recent substantive reduction following an essential restructure resulting in reduced (pupil led) funding: falling birth rates indicate that the roll is highly unlikely to recover at least until 2031 based on GLA projections. The more pupils a school has, the more funding it receives. Unused school places have an immediate cost for schools through reduced budgets.*
 - *This reduced funding has created significant strains on the school's budget forcing the school to spend all its reserves to manage in year, essential expenditure. With all reserves exhausted, the school is now facing a deficit moving forward of Circa £300,000 and even if a further restructure is undertaken the school will have a growing deficit which is unsustainable. The combined circumstances outlined above have made it inevitable that the school will rapidly incur further debt if it remains open, and not be able to balance its budget in year, or reverse the predicted growing debt without significant, additional funding.*

- *The school has already undertaken class re-organisation to ensure the best education for its pupils. This included merging of classes in KS1 and KS2. Any further reorganisation will certainly reduce the broad and balanced curriculum that it would be reasonable to expect of a primary school.*
- *The current number of Pupils in Year 6 is 26, when these children leave the school at the end of the year, our roll number will further decrease significantly.*

Pupil numbers

5. Over the last 12 years, across London, the school age pupil population has grown by over 10%. At its peak in 2018, the primary school population had grown by over 20%, from circa 15,600 in 2010 to 18,800. However, since 2018, early years and primary school numbers have decreased by over 14%.

During the same period school capacity has increased by almost 40%. Capacity peaked in 2021, 3 years later than the population peak. There are many reasons for this.

- The birth rate has been consistently falling since 2011.
- Previous forecasting of demand was affected by Brexit and Covid 19 pandemic, which resulted in families moving out of London.
- An increasing number of families have moved out of inner London due to the cost-of-living crisis.
- Where regeneration has replaced estate housing with private housing, there has been relocation of communities out of London.
- New housing is not attracting families in with school aged children.
- The academy and free school agenda and diversity added school places into a system that was already sufficient.

As a result, Wandsworth now has 15% surplus capacity across its primary schools. St. Anne's however has been particularly affected with a surplus capacity of 63%.

6. St Anne's CofE Primary School is situated in the Council's Planning Area 8 (Wandsworth Town Ward). There are 4 other local schools situated within this planning area. In September 2024, these schools admitted a total of 149 pupils into their reception classes with a combined PAN (capacity) of 210. Overall, Reception aged pupil numbers in this area are projected to decrease to 135 by 2028. In total there are 13 other primary schools situated within one mile of St Anne's. Based on most recent vacancy returns, there are currently 453 vacancies across Reception to Year 5.
7. School funding is dependent on pupil numbers. Vacant school places have an immediate impact for schools through reduced budgets, which in turn can affect the overall sustainability and quality of education standards at the school. The local authority confirmed at the beginning of this year that the school received another low number of applicants for September 2025. The school received a total of 33 applications of which only 2 were first preferences for places in Reception for September 2025.

Financial Position

8. The governing body has reluctantly reached the view that St Anne's CofE Primary School can no longer continue to provide a high quality of education for all children attending the school in a way that is financially sustainable going forwards. It is recognised by all, that over the years, St Anne's has successfully provided a high quality of education to the whole community. However, once numbers of pupils attending start to fall and consequently budgets shrink, the opportunities and choices offered to pupils and parents are reduced, and a sufficiently wider and enriched curriculum offer becomes unsustainable.

9. As detailed above, pupil numbers are falling dramatically resulting in reduced funding which the school receives based on pupil numbers. Between FY 2021-2022 and current year, FY 2024-5, the school's pupil led funding has reduced by £87,927. This fall in income worsens with a further fall of £465k over the next two years projected. The school has reacted quickly to these reductions up to now and has made necessary cuts however, it is not possible to make further cuts to mitigate the further drop in income going forward.

Year	Brought Forward Revenue Reserves	Income (I01-I05)	In year change in Revenue Reserves	Closing Revenue Reserves
2021-2022	£7,334	£1,313,958	£3,981	£11,315
2022-2023	£11,315	£1,121,764	£26,527	£37,842
2023-2024	£37,842	£1,222,817	£30,496	£68,338
2024-2025	£68,338	£1,226,031	£28,253	£96,591
2025-2026	£96,591	£862,093	−£96,414	£177
2026-2027	£177	£756,726	−£215,245	−£215,068

10. Reduced funding will impact on staffing and resources, which will limit the school's ability to continue to provide the high quality of education that the children in the school community need and deserve.
11. The school budget has been able to remain in surplus until this financial year due to excellent financial management. However, an in-year deficit is now unavoidable in years FY 2025-26 and FY 2026-27 due to the forecast drop in income as a result of the fall in pupil numbers. There is no scope for further cuts in expenditure to match this fall in income. As such, the school forecasts a cumulative deficit of −£215k by the end of FY 2026-27, a position which will get worse as the years progress. The circumstances have made it inevitable that the school will incur further debt if it remains open and would not be able to repay it.

Alternative options considered and rejected

12. A number of alternative options were considered before governors decided to consult on the proposed closure of St Anne's Primary School. These included;

No change: Doing nothing is not a realistic option in the current climate. If no change is made the school is likely to see a continual decline in pupil numbers, placing further pressure on its financial position. Further staff restructures are not a possibility due to the resulting impact on the ability to provide an effective curriculum and maintain the safety of pupils with such limited resources.

Reorganise provision over 3 classes: Governors explored combining classes within school to run with 3 mixed aged classes across the school. This would involve combining Reception, Year 1 and Year 2 as class 1, Year 3 and Year 4 as class 2, and Year 5 and Year 6 as class 3. This model would require further staff reductions and modelling suggests the school would still fall into deficit. It was also acknowledged that parents would be unlikely to choose a school with this model, further reducing pupil numbers.

Amalgamation: Consideration was given to merging St Anne's with another primary school. This option was discounted for a number of reasons; including the practical process which would mean the wider impact on two sets of pupils, families, staff groups and overall school communities. There was no viable amalgamation option with another Church of England primary school.

Admissions

13. Governors are fully aware that the greatest anxiety for parents associated with this proposal is likely to be the need to secure an alternative suitable school place for their child should St Anne's close, as well as the impact of any changes. In the event that proposals are agreed governors will work closely with the Local Authority and SDBE to support the school community. There will be a separate co-ordinated admissions process, and

governors seek to reassure parents that there is no need to, act alone, or to take any immediate action in response to the notification of this consultation.

14. If a decision is made to close St Anne's Primary School, a separate admissions process will be administered by the Council's Admissions Team allowing families of affected pupils to apply for other local schools. The Admissions Team will consider new school applications for all existing pupils and ensure, wherever possible, they meet one of the parental preferences.
15. Wandsworth Admissions Team will make every endeavour to offer family sibling groups a place at the same school. Places will be allocated in accordance with schools' individual admissions policies. Parents will have a right of appeal to an Independent Appeal Panel if it is not possible to offer a place at one of their preferred schools.

SEND

16. The school currently has 6% of pupils on roll with an EHCP's and 26% of pupils across the school with additional SEND needs. The SEND service in the local authority where the child resides will work closely with the St Anne's SENCo to support all children with an EHCP and their families to consider school preferences, taking into account home to school distance. They will also work together to ensure that where there are siblings, they can be placed together to avoid additional pressures on parents. They will give consideration to the wider SEND pupil cohort to manage transitions well and address any concerns parents may have.

Transition planning

17. The School and Community Psychology Service will work alongside the school's leadership team and help them to manage the impact of this proposal on staff, pupils and their families. Should this proposal progress, they will support the school leadership to develop a transition plan for children as they move to a new school. These conversations and this work will be carefully planned and managed sensitively in discussion with the head and senior leadership to ensure they best meet the needs of the school community as they emerge and if needed. The school is focussed on thinking about how we can take forward positive learning from this experience for children.

Given the cost of living crisis, there is a commitment to work with families with children in Reception to Year 5 who require the support to provide funding for school uniform as a result of any changes.

Transport arrangements

18. Vacancy data for local schools currently suggests that 100% of the St. Anne's pupils can be placed in a local school within 1 mile. At present, 75% of St. Anne's pupils live within 1 mile of the school. Therefore, it is not anticipated that there will be a significant impact on school journeys. Of the 25% of pupils currently living more than a mile away, we anticipate these families may seek schools closer to home and we aim to support these families with being placed in Church of England schools in their local area.

Local schools

19. If the decision is taken to close St Anne's primary school, it is expected, given the surplus of places outlined in the document that local schools will be able to accommodate all affected pupils. The school will work closely with these schools and the local authority to ensure that appropriate support is provided to all pupils during this transition period.

Impact on Staff

20. We know that staff will be anxious about the implications of any decision, and their wellbeing is important to us. We offer our reassurance that governors, the SDBE, council officers and school leaders are here to support staff as we navigate this process together.

If this proposal is moved forward, governors can assure staff that the school will remain open for the whole academic year 2024/25.

21. Governors anticipate that staff redundancies will be minimal as affected staff will be supported to consider their options reflective of their individual circumstances. There are known local shortages for teachers, teaching assistants (TAs) and for learning support assistants (LSAs), which will provide new employment opportunities for any displaced staff. We will work with all Wandsworth school leaders and wider SDBE school leaders to identify and signpost these vacancies and support staff to apply and secure interviews. We are very clear that regardless of the decision reached, we do not want to lose the experience, skills, and talent of education staff from Wandsworth.

22. Governors will continue to offer support to all staff in collaboration with the Wandsworth School and Community Psychology Service to work through and manage the anxieties and emotions which will inevitably be felt given this proposal.

23. To supplement the support outlined above, all staff have access to the council’s employee assistance programme and further support through the SDBE.

Consultation and decision-making process

There is a defined statutory process in the School Organisation (Establishment and Discontinuance of Schools) Regulations 2013 which must be followed before making a decision on the closure of a maintained school. This is supplemented by further guidance on the process published by the Department for Education.

There are five stages to the statutory process:

Consultation:	The publication of this consultation document marks a period of consultation during which the views of interested parties are sought. COMPLETE
Publication	Dependent upon the outcome of the consultation, governors will decide whether or not to publish statutory notices regarding the proposed closure. COMPLETE
Representation	The representation period starts on the date of publication of the statutory notice and must last for a period of four weeks. During this period, any person or organisation can submit comments on the proposal, to be taken into account before a final decision is made. 10 MARCH to 6 APRIL 2025
Decision	Within two months of the end of the representation period the local authority must make a decision on the proposal. TBC
Implementation	If the proposal is approved, St. Anne’s C of E Primary School would close on 31 August 2025.

Equality Impact and Needs Assessment

Governors recognise the need to have ‘due regard’ to the duties set out in Section 149 of the Equality Act 2010 (the Public Sector Equality Duty, ‘PSED’) in determining these proposals. An Equality Impact Assessment has been undertaken as part of the consultation process to identify the equality implications of this proposal and any appropriate mitigation, which we are seeking views on as part of this consultation.

You can give your views via:

- *Online survey: we would encourage you to complete the online survey as the most efficient and secure way to give your views.*

Please scan the QR code or follow the link below



www.stanneswandsworth.co.uk/consultation

- *Hard copies can be available on request, by emailing consult@st-annes.wandsworth.sch.uk*
- *You can also give your views by attending the consultation event at St Anne's on Wednesday 19 March 2025 at 3:30pm.*
- *Or in writing to:*

*Martin Baker: Chair of Governors
St. Anne's C of E Primary,
St. Ann's Hill
London SW18 2RU*

- *Or via email: consult@st-annes.wandsworth.sch.uk*
- *Responses must be received by midnight on **6 April 2025**.*

Who we will consult

The governing body is consulting with pupils, parents and carers, staff, other local schools and trade unions. We are also consulting with other groups as well as the wider local community.

Appendix 1 – Pre-publication consultation Questions

Question	Answer option
Please tell us whether you support/do not support the proposed closure of St. Anne's Primary School. (please tick)	<ul style="list-style-type: none"> • I do not support the proposal to close the school. • I support the proposal to close the school.
If you support the proposal to close, please outline why. (please tick)	<ul style="list-style-type: none"> • Improved sustainability of the school system in area • Supports recruitment challenges experienced by other local schools • More efficient use of our school estate
If you DO NOT support the proposal to close please outline why. (please tick)	<ul style="list-style-type: none"> • Effect on child's education • Well-being of child(ren) • Effect on employment • Distance to new school • Effect on local community
We are keen to understand how the proposed school closure may affect you. Please use this space to tell us if you are impacted by the proposed school closure and how. What can we do to address any impacts you have mentioned?	Long answer option
Do you have any alternative suggestions to any part of the proposal?	Long answer option
<p>About You</p> <p>We want to receive comments from the broadest range of people possible to reflect the opinion of our community. In order to enable us to assess the degree to which this has been successful, it would be helpful if you could take a moment to complete the section below. The Governing Body will ensure that any data provided will be protected against loss or misuse. Your information will not be retained or shared with any other parties and will be destroyed in line with relevant destruction policies and processes.</p>	<ul style="list-style-type: none"> • Member of staff at St. Anne's Primary School • Member of staff at another school • School Governor at St. Anne's Primary School • School Governor at another school • Parent/carer of a child/children at St. Anne's Primary School • Parent/carer of child/children at another school • Local resident • Council member • Prefer not to say
Gender (please tick)	<ul style="list-style-type: none"> • Woman • Man • Non-binary • Prefer not to say
Age (please tick)	<ul style="list-style-type: none"> • Under 19 • 19-25 • 26-34 • 35-44 • 45-54 • 55-64 • 65+
Which of the following best describes your ethnic background? (please tick)	<ul style="list-style-type: none"> • White British • White Irish • White European • Other white • Mixed white and black Caribbean • Mixed white and black African

	<ul style="list-style-type: none"> • Mixed white and Asian • Other mixed background • Asian or Asian British: Indian • Asian or Asian British: Pakistani • Asian or Asian British: Bangladeshi • Asian or Asian British: Chinese • Other Asian or Asian British Background • Black or Black British: Caribbean • Black or Black British: African • Other Black/Black British • Arabic • Prefer not to say • Other
<p>Do you consider yourself to have a disability? (please tick)</p>	<ul style="list-style-type: none"> • Yes • No • Maybe
<p>If 9 is "yes" please specify your disability (please tick)</p>	<ul style="list-style-type: none"> • Mobility • Visual impairment • Hearing impairment • Mental Health • Learning disability • Prefer not to say

Appendix 2 – Responses from Pre-publication consultation

As part of the proposal to close St. Anne’s Church of England School governors conducted a pre-publication consultation with stakeholders. The consultation ran from the 6th January to the 17th February and gathered views from key stakeholders through a variety of methods. An in person meeting was held with both staff and parents/carers on the 15th January, these meetings were attended by representatives from the governing body, Local Authority, SDBE and HR.

In addition to in person meetings a questionnaire was circulated to allow all stakeholders to give responses and views to the proposal. The questionnaire was posted on the school’s website, available via QR codes displayed around the school and in paper copies. The Questionnaire in full is in the appendix to this document.

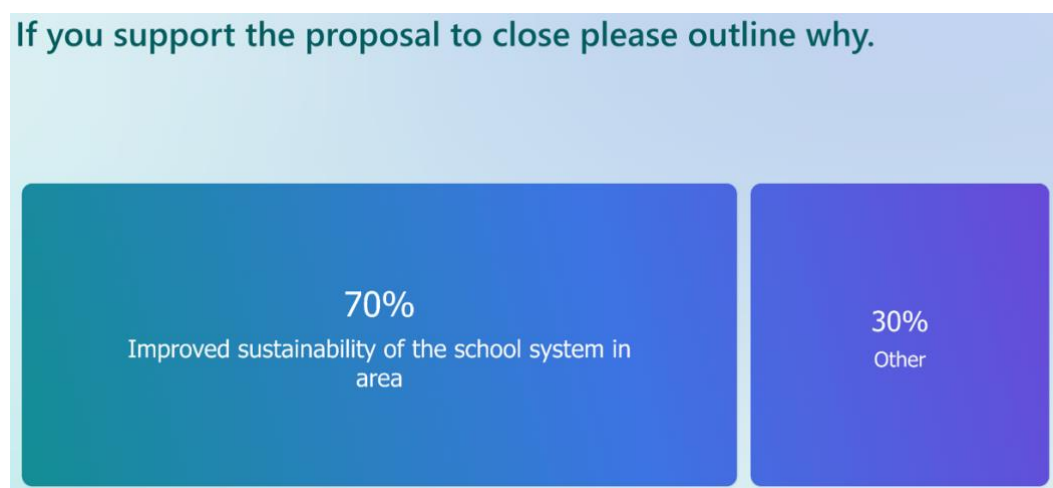
Responses

In total there were 28 responses to the questionnaire.

QUESTION 1



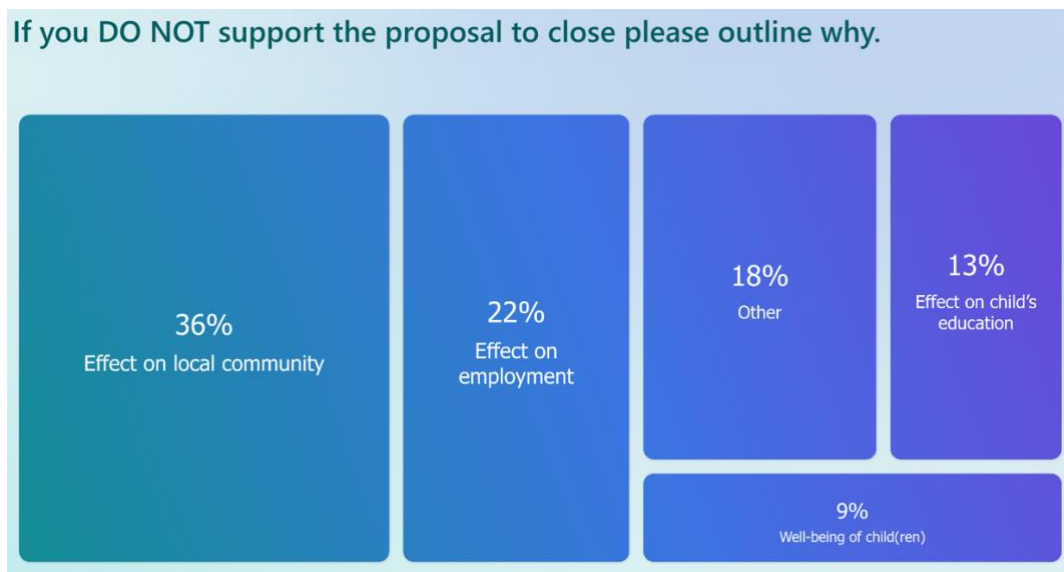
QUESTION 2



Additional Answers

Quality of teaching is poor
We need less of these religious schools segregating children from a young age

QUESTION 3



Additional Answers

St Anne's is a unique school affiliated to St Anne's Church nearby. Children's well-being will suffer, as they love their school and changes will cause an upheaval especially for the SEN children and there is a significant number of children who've moved from other schools because other schools haven't been able to meet their needs. Changing schools would set them back enormously. Children have been at the school since being in the Nursery/ Parents have faith and trust in the school and changes would upset families of children with SEN as well as all other children. Parental choice will be limited. Numbers in the area usually pick up, so closing the school would be an unwise move. We have a new Nursery that has been set up next to St Anne's and there is a real chance that these pupils will join our Reception class next year, along with others who've chosen to send their children to St Anne's next Year.

All of above and children will have to go to worse schools like swaffiled primary

This school is integral to the local community, heritage, and provides holistic education for ALL faiths!

QUESTION 4

We are keen to understand how the proposed school closure may affect you. Please use this space to tell us if you are impacted by the proposed school closure and how. What can we do to address any impacts you have mentioned?

Responses which support the proposal

Hopefully more spaces available in inclusive non-religious schools or at least these spaces are prioritised for my children who are 2 and 4 years currently.

This will ensure the sustainability for colleagues in other school

Responses which DO NOT support the proposal

I think too many schools in the borough and not enough children

Historical church school will be gone after many years of serving the community

Of course as a teacher, I would lose my job that I enjoy immensely. I feel very sad for children who've taken time to adjust after arriving from schools that haven't been able to meet their needs.

My children are very found of their school they don't want to be closer of school

Finding a new job after the year put in to progress to where I am now. Having to start again and find another job with the work life balance I currently have will be very hard. Also finding something with job security and continuing pension. Very sad and frustrating to have the upheaval of this due to no fault of the schools. Its completely out of the schools hands and I feel the local authority have always had the intention to do this no matter what the cost to staff/pupils/parents or the wider community.

It will not affect me personally, I just don't believe that church schools should be the first to close, as if it wasn't for church schools, we wouldn't have the education system we have today. I feel there is a move to close church / faith schools and help non faith schools within the borough.

There are very few Church Schools in Wandsworth in relation to the overall portfolio of schools and single form entry schools are in decline. It is concerning that a small school that delivers strong values based education and which would be a hub for the local community is considering closure. Children do not get the same nurture and care that they do in single form entry schools anywhere else - this nurture is crucial at this stage in a child's development. The closure of St. Anne's would limit parental choice and deprive local children of the opportunity to receive outstanding pastoral support which will boost their academic learning - the like of which only a Church school can provide. This consultation creates a concerning trend of closures of Church Schools in Wandsworth. The local authority has been pushing admission to their maintained schools and steering children and families away from Church Schools - they will not be happy until all Church Schools in Wandsworth are closed. I ask the governors of St. Anne's to reconsider and to keep the school open for future children and their families.

We live locally to the school & the impact on students would be awful - also what would happen if it wasn't a school? Another tower block?!

Not close the school, is a very good school with a lot of values and is the only Church of England around

This will have a knock on effect for all the surrounding schools.

First of all, St Anne's is an incredible school and should not close down as it will all be emotional and sad for the children. Second of all, the staff will have to settle in to a new school while they are already used to this school. And finally, it will leave a negative impact on the children and they will have to resettle with new children.

Staff with experience and commitment will lose their job. In these times characterised by a retention crisis, the LA should work to seek redeployment within the borough, not to lose the experienced and skilled staff. So should the Diocese.

Staff in maternity will be impacted. They should be protected till the end time of their maternity leave, with termination date put at the end of their leave. They should also be offered the choice between redeployment or redundancy, if the closure goes ahead.

Students will be affected by the closure, especially students in minority groups, which are the majority in the school. They will lose their community and their peers. They are likely to also suffer from the rush to find other placements and leave school asap, if they leave themselves or if they are the ones left behind. Classes will become unmanageable and all of this will disrupt a long part of their learning. LA should work in coordination with other schools within Wandsworth Town ward to find new placements for all the students, that will be guaranteed for September 2025, but the transfer should not happen before the end of the school. Both St Anne's and receiving schools should be involved in dealing with the stress and worries that inevitably parents will face. Transfer plans

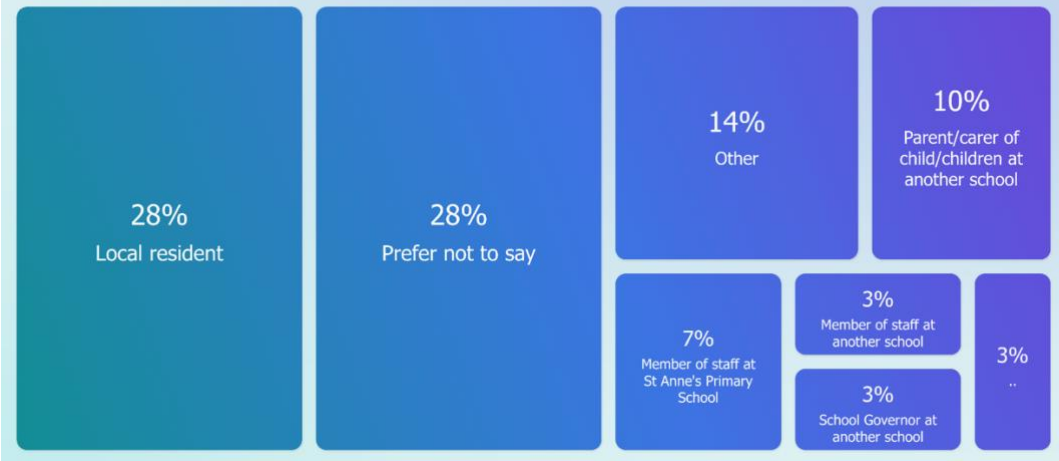
<p>may be in place with students spending a day every few weeks in the new school but continuing their placements in St Anne's till end of school.</p>
<p>Nursery teacher less school places in schools already</p>
<p>As a member of the community, church and indeed Wandsworth education values, this closure is yet another money saving exercise. This council needs to be ashamed of the way schools are being targeted in the name of cost cutting instead of valuing young children's education. In 5 years time there will be a need to "find" school places for all the LEGAL immigration that is happening in Wandsworth. Have this council not looked back in "school closures and having to find schools 5 years down the line"!- Think Wandle Primary School that was turned into flats and the need to build Floret (Academy!) Oh and I am aware the then Conservative council saved money on that project as Floret is an ACADEMY. This consultation is just a white wash. Closure has already gone through. This is another under the table exercise as well as other schools closed in the last few years. There could be other financial viable to save this school but WBC has turned a deaf ear and a blind eye.</p>
<p>Do what is necessary to save the school. It is a pillar of our local community, not to mention the local church school. Use this time to build from the bottom up and not just give up.</p>

QUESTION 5

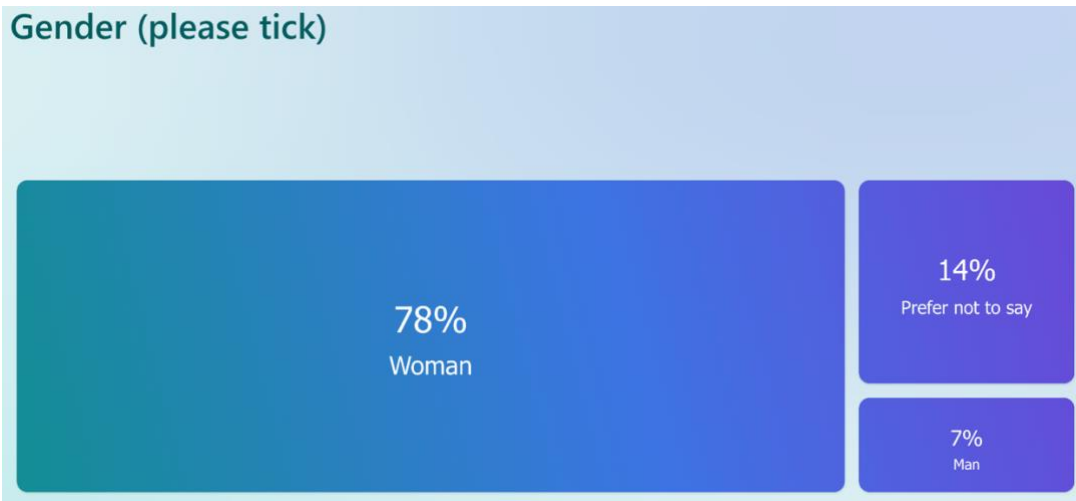
<p>Do you have any alternative suggestions to any part of the proposal?</p>
<p>How many parents of Reception '25 pupils have chosen St Anne's school? Perhaps there is a viable number. The borough could be more proactive with sending children to St Anne's school. In year arrivals as well as Reception children.</p>
<p>Apart from there being more children and not opening the new schools in the borough that have opened over the past few years together with too many children being allowed to be home schooled. I don't see any other suggestions as it's already too late. Maybe the school could have been turned into an Academy and plans put in place long ago. More could have been done by many people but it wasn't so it seems like it's now too late to ask at this point. Very upsetting and sad.</p>
<p>The borough / government should not have allowed the opening of Floreat, Oasis or Portuguese schools. If they are the last to open, they should be the first to close!</p>
<p>The school could merge with another local school or join the Diocesan MAT until numbers go up again - thus retaining the option of a Church School education in this area for those who may want it in the future. All school rolls are falling at the moment - please think about the future.</p>
<p>New schools in the local area should not have been approved for opening</p>
<p>Why didn't the government make more improvements to the school to help go on</p>
<p>Greater government funding for schools</p>
<p>I would wish that they would NOT close down the school.</p>
<p>A loss of a school severely affects the community within which it operates, and the LA by losing a site that will not be recovered in the future if the need arises. Any plan to merge, aggregate or reconvert the school (into a SEN provision, or a secondary provision), rather than closing should be explored.</p>
<p>A loss of a school severely affects the community within which it operates, and the LA by losing a site that will not be recovered in the future if the need arises. Any plan to merge, aggregate or reconvert the school (into a SEN provision, or a secondary provision), rather than closing should be explored.</p>
<p>A loss of a school severely affects the community within which it operates, and the LA by losing a site that will not be recovered in the future if the need arises. Any plan to merge, aggregate or reconvert the school (into a SEN provision, or a secondary provision), rather than closing should be explored.</p>
<p>What about a "Nurture School"? Based on Marjorie Boxhall principles? There is ureteric that children are not ready for school, a large proportion have behavioural issues, displaying mental health problems etc. A primary school taking in these, often disruptive children, WHO DO NOT HAVE ANY DIAGNOSIS, or need an EHCP could be accommodated and integrated into a Nurture School would save money in the long run, and save children's educational prospects and strengthen future communities.</p>
<p>Manage the school effectively. It was left for a number of years without proper head-ship/management. The council saw families leave the school and did nothing. Now they have the opportunity to turn things around!</p>

QUESTION 6

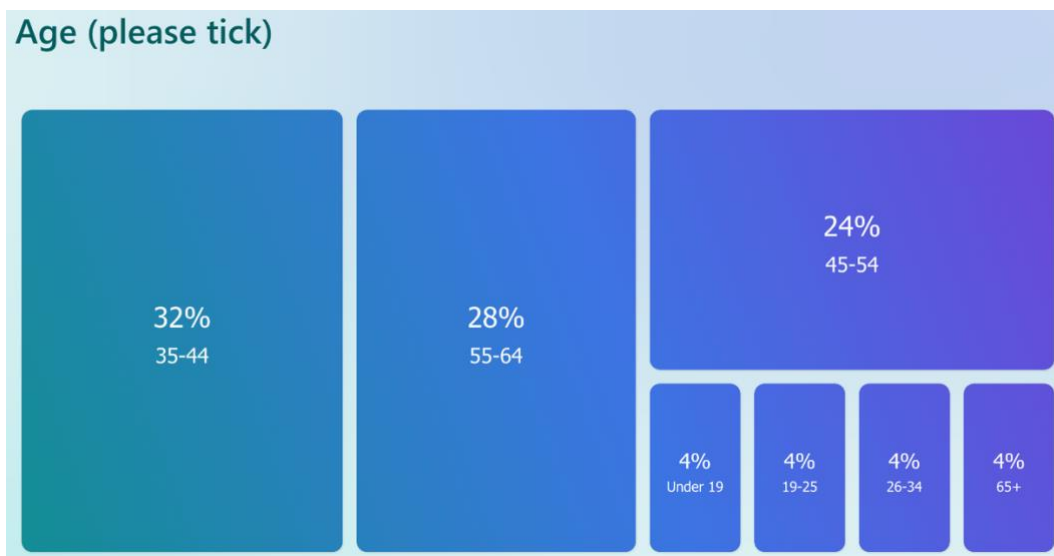
About You We want to receive comments from the broadest range of people possible to reflect the opinion of our community. In order to enable us to as...



QUESTION 7



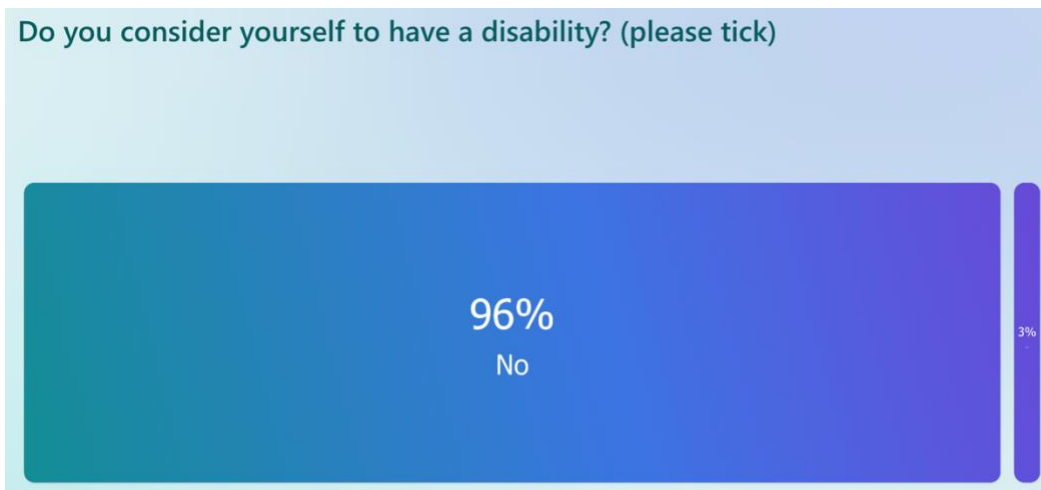
QUESTION 8



QUESTION 9



QUESTION 10



QUESTION 11

